

Climbing

Anchor Screws

Anchor Screws are used to keep the Form Wall Brackets in position.

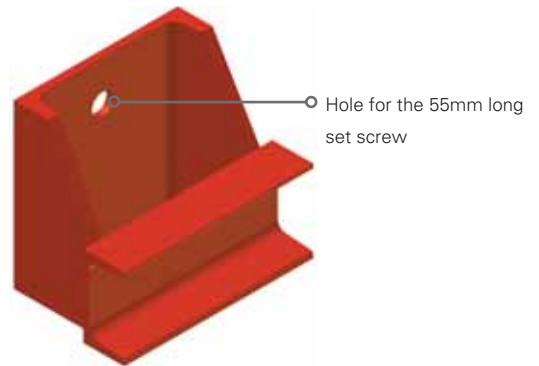
CODE	DESCRIPTION	MASS(kg)
2965902	ANCHOR SCREW 200	1.0
2965903	ANCHOR SCREW 280	1.1



Form Wall Brackets

Form Wall Brackets are used to support the Form Support Brackets.

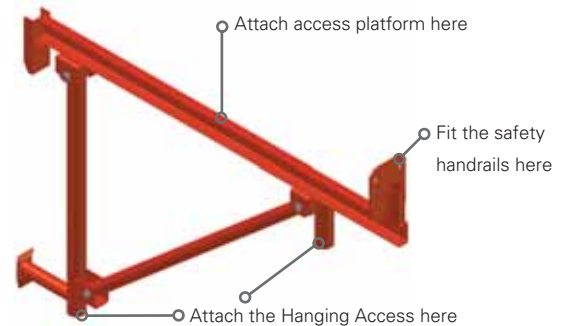
CODE	DESCRIPTION	MASS(kg)
5110099	FORM WALL BRACKET	3.9



Form Support Brackets

When climbing the Tifa system, Form Support Brackets are used to support the Tifa system at various levels of the climb.

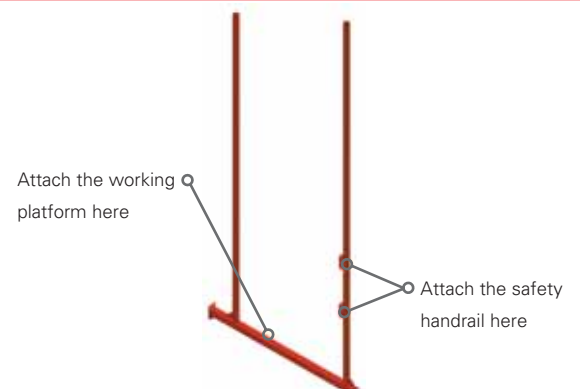
CODE	DESCRIPTION	MASS(kg)
5405023	FORM SUPPORT BRACKET	25.7



Form Hanging Brackets

Form Hanging Brackets are used to provide access for site personnel and to recover the Anchor Screws from previous concrete pours.

CODE	DESCRIPTION	MASS(kg)
5405024	FORM HANGING BRACKET	23.9



Application - Climbing

